

Alternative Reporting and Disclosure Statement
For Unfunded Nonqualified Deferred Compensation
Plans For Certain Selected Employees

To: Top Hat Plan Exemption
Employee Benefits Security Administration
Room N-1513
U.S. Department of Labor
200 Constitution Avenue, N.W.
Washington, DC 20210


This statement is being provided pursuant to Department of Labor Regulation §2520.104-23 as the alternative method of compliance with the reporting and disclosure requirements of Part 1 of Title I of the Employee Retirement Income Security Act of 1974 for unfunded or insured pension plans for a select group of management or highly-compensated employees. In accordance with said Regulation, Elsie Whitlow Stokes Community Freedom Public Charter School is providing the following information:

Employer Name and Address:	Elsie Whitlow Stokes Community Freedom Public Charter School 3700 Oakview Terrace, N.E. Washington, DC 20017
Employer Identification No.:	52-2094777
Number of Plans:	One (1)
Name of Plan:	Elsie Whitlow Stokes Community Freedom Public Charter School Executive Deferred Compensation Plan
Number of Participants:	One (1)

Elsie Whitlow Stokes Community Freedom Public Charter School maintains the Plan primarily for the purpose of providing deferred compensation for a select group of management or highly-compensated employees.

Dated: February 7, 2014

ELSIE WHITLOW STOKES COMMUNITY
FREEDOM PUBLIC CHARTER SCHOOL

By: 
Erika Bryant, Executive Director

From: (202) 223-1200
 James Montgomery
 Foley Hoag LLP
 1717 K Street

Origin ID: BZSA



J14101312270326

Washington, DC 20006

Ship Date: 12FEB14
 ActWgt: 0.5 LB
 CAD: 103613632/WSX12750

Delivery Address Bar Code



SHIP TO: 18664443272

BILL SENDER


Top Hat Plan Exemption
U.S. Department of Labor
200 Constitution Avenue, NW
Room N-1513
Washington, DC 20210

Ref # 31974.00002-0105
 Invoice #
 PO #
 Dept #

RELEASE#: 3785346


THU - 13 FEB 10:30A
PRIORITY OVERNIGHT

TRK# 7978 9593 5070
 0201



19 TSGA

20210
 DC-US
 IAD



FOLD on this line and place in shipping pouch with bar code and delivery address visible

1. Fold the first printed page in half and use as the shipping label.
2. Place the label in a waybill pouch and affix it to your shipment so that the barcode portion of the label can be read and scanned.
3. Keep the second page as a receipt for your records. The receipt contains the terms and conditions of shipping and information useful for tracking your package.